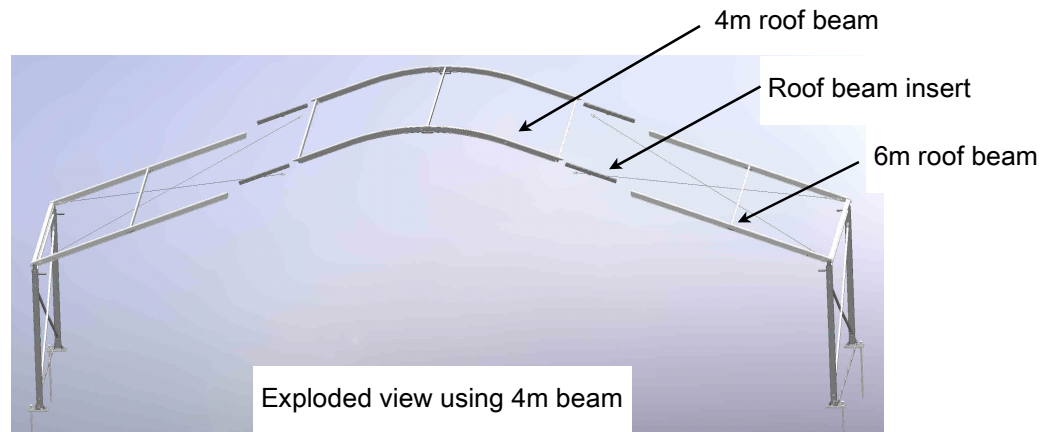


The Custom Covers Curved roof 4m beam is a development of our popular 3m curved roof beam. It has the same ability to allow existing frame stock to be utilised in fresh and exciting ways extending a 3m structure to 7m or a 6m to 10m. It can also be used as a free standing 4m wide walkway or to provide a roof beam for a sales stall.



The roof beam is attached to an existing room beam using a pair of steel inserts and these also form the position for the attachment of any roof cross bracing wires. A standard eave knuckle locates into the end of the beam to give a 4m wide walkway.

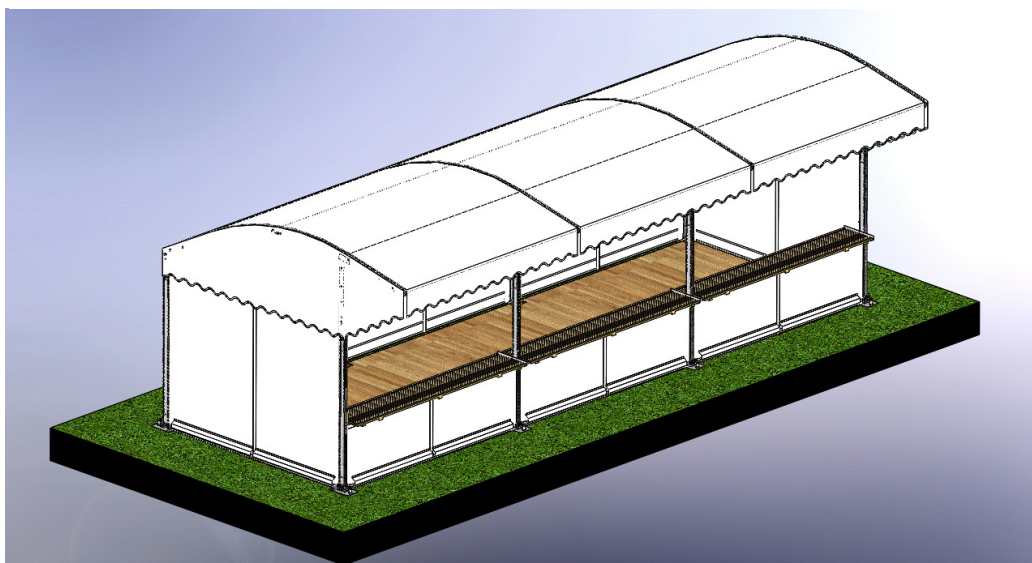


10m span curved beam structure.



The 4m curved roof beam can be used to construct an attractive high front eave market stall. This gives good flexibility allied to our robust marquee design. The Sales stall can be built from as small as a 4m x 3m configuration up to a 30 or 39m length. The length is only governed by the size of the plot available.

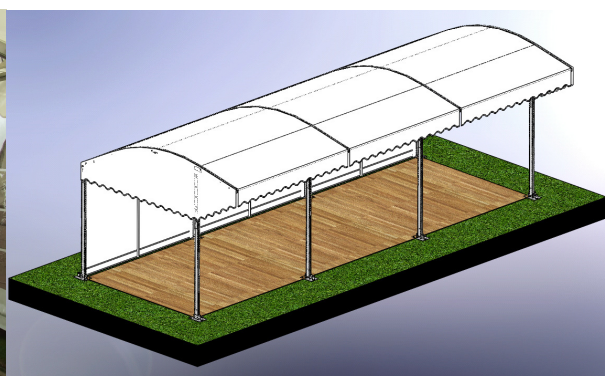
The working area is based on a 3m x 3m with a 3m x 1m covered area for customers



4m curved roof Sales Stall



Curved roof walkway



4m curved roof entrance

N.B. The 4m curved roof beam uses the popular 94 x 48mm aluminium extrusion and this limits the tent span to a maximum of 10m.