

**INNOVATIVE DESIGN**  
*custom made with customers in mind*



Custom Covers (1984) Ltd  
 Quayside Road, Bitterne Manor  
 Southampton SO18 1AD

Tel: +44 (0)23 8033 5744  
 Fax: +44 (0)23 8022 5581

[sales@customcovers.co.uk](mailto:sales@customcovers.co.uk)  
[www.customcovers.co.uk](http://www.customcovers.co.uk)





## index

---

<b>STRUCTURES</b> overview	page 4
<b>PVC</b> design & manufacture	page 10
<b>DECORATIVE</b> linings	page 14
<b>STARLIGHT</b> linings	page 18
<b>HIRE</b> linings	page 22
<b>LININGS</b> installation guide	page 26
<b>TACK OFF</b> linings	page 34
<b>FLOORING</b>	page 38





# Structures

4 channel frame marquees



# 4 Channel Frame Marquees

Available in 3m to 15m spans






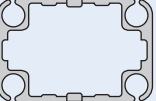
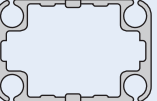
## Coverspan Plus 4 Channel Frame Marquees

- New improved design
- 4 Channel system
- High strength aluminium
- Choice of eave rail
- Bar tension system available
- High quality galvanised fittings
- Bolted on top hats for easy site replacement
- Compatible with all Coverspan and Multispan structures previously supplied
- Plastic coated wires
- Eave knuckle has outer lug for external guard wires
- High quality finish – leg cut out – hand finished



## Technical information


3 Metre	6 Metre	9 Metre	12 Metre	15 Metre
				

Eave Height	2.3m	2.3m	2.3m	2.3m	2.3m
Ridge Height	2.85m	3.392m	3.938m	4.484	5.030
Bay Length	3m	3m	3m	3.03m	3.03m
Roof Pitch	20°	20°	20°	20°	20°
Longest Component	3m	3.392m	4.789m	6.385m	7.982m
Bracing (Roof)	N/A	Plastic Coated Wires	Plastic Coated Wires	Plastic Coated Wires	Plastic Coated Wires
Bracing (Walls)	Aluminium Cross Bracing or Portal Beam	Aluminium Cross Bracing or Portal Beam	Aluminium Cross Bracing or Portal Beam	Aluminium Cross Bracing or Portal Beam	Aluminium Cross Bracing or Portal Beam
Max Suspended Load at Centreline (No Snow)	100kg	100kg	100kg	100kg	100kg
Extrusion Dimensions	94 x 48mm	94 x 48mm	94 x 48mm	114 x 80mm	114 x 80mm
PVC	Flame retardant to BS7837 Tested to BS5438 Lowick UV Resistant	Flame retardant to BS7837 Tested to BS5438 Lowick UV Resistant	Flame retardant to BS7837 Tested to BS5438 Lowick UV Resistant	Flame retardant to BS7837 Tested to BS5438 Lowick UV Resistant	Flame retardant to BS7837 Tested to BS5438 Lowick UV Resistant
People to Pitch	2	2	2	4	4
Time Required to Erect 2 Bays inc. PVC covers	1.5hrs	2.5hrs	3hrs	4.5hrs	4.5hrs
1st Bay Weight (KG) inc. PVC covers	180	270	370	670	800
Extension Bay Weight (KG) inc. PVC covers	90	110	140	240	280
Profile	94 x 48 	94 x 48 	94 x 48 	114 x 80 	114 x 80 



# Structural assembly

Step 1



Careful measurement to ensure base plates are square

Step 2



Lay out components and fix roof wires

Step 3



Erect first bay with cross bracing

Step 4



Begin to extend second bay

Step 5



Insert eave purlin to erect second bay

Step 6



Insert roof purlins and connect roof wires

Step 7



Throw rope over the frame and pull PVC roof over

Step 8



Ensure the ropes clear the frame before pulling over the attached PVC

Step 9



Pull over the remaining roof

## Why 4 Channel?



**There are a number of very good reasons to choose a Custom Covers Coverspan Plus Four-Channel system:**

- One size of wall fits all: For PVC walling you only need one length of wall not two wall lengths.
- It is easy to fit an internal division in the marquee.
- It allows linings to be more modular and versatile.
- You can use the internal channel to fit any kedar edged linings system.

# Frame Components

Curtain Rail



Ground Rail



Eave Purlin



Standard Purlin



Leg




Roof Beam



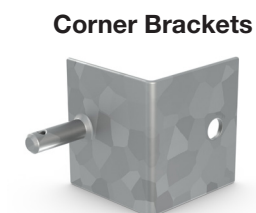
Eave Knuckle



Gable Leg Insert




Cross Bracing



Corner Brackets



Base Plates

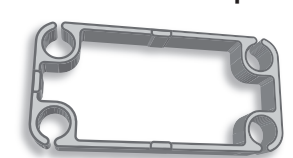


Roof Wires

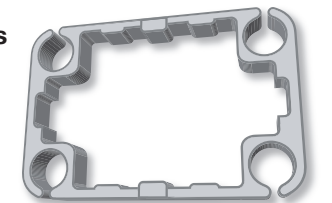


Ridge Knuckle

Frame extrusion profiles



94 x 48mm for 3, 6 & 9m



114 x 80mm for 12 & 15m

**INNOVATIVE DESIGN**  
custom made with customers in mind



Industrial Fabrics Association International



Custom Covers (1984) Ltd  
Quayside Road, Bitterne Manor  
Southampton SO18 1AD

Tel: +44 (0)23 8033 5744  
Fax: +44 (0)23 8022 5581

sales@customcovers.co.uk  
www.customcovers.co.uk



**PVC**  
design & manufacture





## Providing 4 steps to reliable quality

Custom Covers has an internal design and project management capability utilising the latest modelling software (AutoCAD, Solid Works as well as Surface) which enables the rapid development of prototypes.

### 1 Computer Design

- CAD design
- Extensive library of existing Marquee specifications
- Tailor made measuring service

### 2 Computer Cut

- 2 Computer controlled cutting tables
- Ensuring accurate repeatability
- Complex shapes

### 3 Professionally Made


- 2 x 28 metre Welding Beds
- 9 High Frequency Welders
- 2 x 40 metre Fabrication Lofts

### 4 Custom Finished

- Cover making skills
- Custom finish
- Wide variety of finishing machinery



Custom Covers has been manufacturing PVC covers in Southampton for over 30 years. Established in 1984, the company has a significant presence in the events industry and as a specialist cover maker in the industrial and military markets.



Hayling Cover

### PVC Cover Maker

We manufacture and sell our own line of marquee covers to fit our Coverspan range of marquees from 3m up to 15m. Increasingly we manufacture covers for larger structures in 5m bay widths and up to 40m span.

Marquee covers can be made to our standard specifications or individually tailored to meet your needs. We cater for all styles including traditional pole tents. Covers can be manufactured using fire resistant PVC, canvas or other suitable materials. We like to think we can cover anything. Our wide range of skills is backed up by our certified quality management system so, if you have a project in mind, come and talk to us.



Clear PVC covers



Tensioned marquee covers



Bespoke cover solutions



PVC artwork

**INNOVATIVE DESIGN**  
custom made with customers in mind



Industrial Fabrics Association International







**Decorative**  
linings





Pleated Linings

Custom Covers are the UK's leading manufacturer of decorative linings with extensive experience providing linings for the marquee trade and events industry.

Interior decorative linings will transform the look of any event whether sporting or party functions, day or night, marquee linings can create the effect and atmosphere you need to enhance the image of your event.

### We will line anything

Custom Covers offer a complete range of decorative linings for all standard tent makers available in Europe from 3m up to 50m. We have patterns for all reputable tent frame systems and are happy to cater for traditional pole tent linings. All linings are available in pleated or flat finishes. We also offer a bespoke service and are happy to quote to make linings to fit any structure.

### Linings specification

Manufactured at our Southampton base, all linings products use Custom Covers own brand Custom Quality or CQ ranges of specially developed inherently flame retardant fabric (BS 5867 part 2 type B). The CQ range of fabrics is a proven workhorse in the event trade, and if well looked after will provide excellent long term wear. The colour range includes a palette of 35 separate colours. We will happily provide a swatch on request. A full palette of colours can be found on our website at [www.customcovers.co.uk/colour](http://www.customcovers.co.uk/colour)



Flat Linings

Custom Covers stock a standard range of linings but will happily make any lining you need.

### Standard Products

#### Roofs

As with our frame structures our linings are modular and our standard products comes in 3m bay widths. We keep stock of marquee linings for marquees with widths of 3m, 6m, 12m, and 15m.

#### Walling

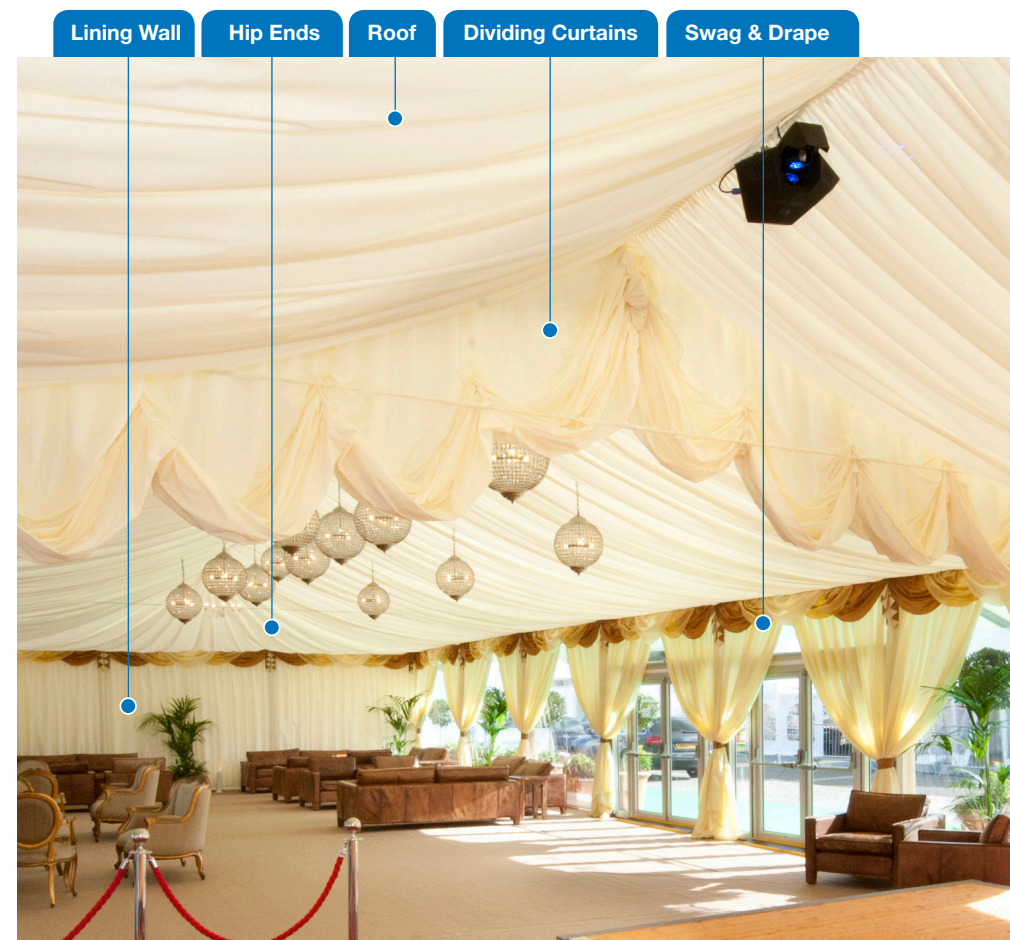
Standard walling is for 3m bay widths with 2.3m eave height.

#### Hips, Bells and Gable ends

A roof lining can be finished off in three different ways: hip end, bell end, and gable end. Again all different endings can be finished in all noted tent widths.

### Finishing Touches

Custom Covers stock a full colour range of standard 3m swags. For other finishing touches available, see our website, [www.customcovers.co.uk/decorativetouches](http://www.customcovers.co.uk/decorativetouches)



### Starlight Linings

Custom Covers produce and hire a comprehensive range of starlight linings, see our starlight brochure for more information.



### Linings Hire

Custom Covers hire a comprehensive range of linings available for hire, a price list is available on request. [www.customcovers.co.uk/hire](http://www.customcovers.co.uk/hire)



INNOVATIVE DESIGN  
custom made with customers in mind



Industrial Fabrics  
Association International



# Decorative linings



Custom Covers (1984) Ltd  
Quayside Road, Bitterne Manor  
Southampton SO18 1AD

Tel: +44 (0)23 8033 5744  
Fax: +44 (0)23 8022 5581

[sales@customcovers.co.uk](mailto:sales@customcovers.co.uk)  
[www.customcovers.co.uk](http://www.customcovers.co.uk)



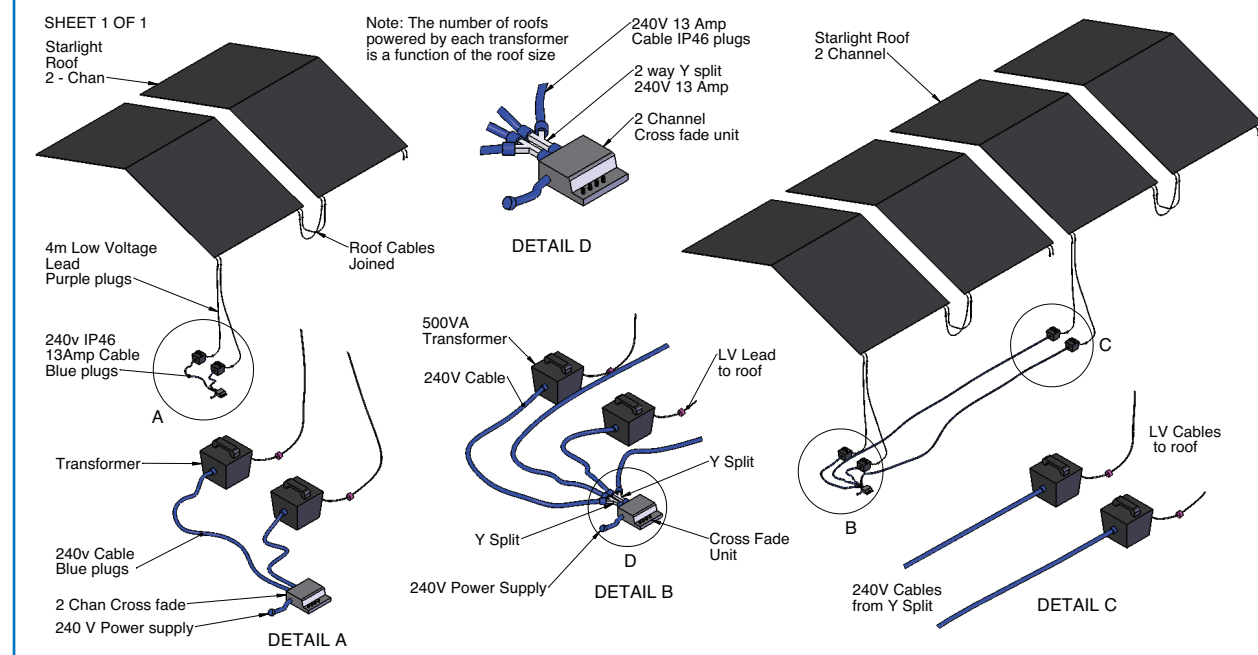
# Starlight linings







## A guide to Starlight wiring



### Technical

<b>LED:</b>	5v DC
<b>Transformer:</b>	108VA 230/5v (DC) 12 Amp IPP4
<b>LV Connector:</b>	16A/5V
<b>Loom Fuse:</b>	1.25 inch slow burn 2.5A (Will light approx 500 bulbs, equivalent to 3 off 12m x 3m roofs)
<b>Light Density:</b>	Standard Approx 4 lights per square metre High Approx 8 lights per square metre

### Material

We use a high quality modified flame retardant acrylic to build our starcloths. This has the advantage of good dimensional stability and low weight when used in the slightly damp atmosphere of a marquee.

Colours available: Black, White, Ivory, Blue and Burgundy (other colours are available on request).

An inherently flame retardant backing cloth is used on the back of the starlight to help protect the wiring system.

## Starlight Linings

For Starlight Linings, Custom Covers has a variety of cloths and coloured LED (light emitting diodes) lights to choose from. This will allow you to tailor a starcloth to match your requirements.

Using our own proven design we manufacture a wide variety of shapes and sizes for all aspects of the event industry. This allows the addition of extras such as additional rows of hooks enabling the cloth to be used in multi-sized structures.



To purchase Starlight Linings, there are two simple choices to be made.

**1**

Choose the colour of cloth you require.

**2**

Choose the colour of LED lights to best suite your needs.

You will then have an end product to add that 'Sparkle' to your event.



**INNOVATIVE DESIGN**  
custom made with customers in mind



Industrial Fabrics  
Association International



# Starlight linings



Custom Covers (1984) Ltd  
Quayside Road, Bitterne Manor  
Southampton SO18 1AD

Tel: +44 (0)23 8033 5744  
Fax: +44 (0)23 8022 5581

sales@customcovers.co.uk  
www.customcovers.co.uk



**Hire**  
linings







**Pleated Ivory Linings**

## Can't buy them? Hire them!

For your special events do you need Ivory Pleated Linings, Ivory Flat Linings, coloured swags, window drapes, roof overlays or wall overlays? Maybe even Starlight or Blackout Linings.

If you don't want to buy linings, Custom Covers will hire them to you.



**Flat Linings**

## Finishing Touches

Coloured accessories are a great addition to complement your function. We hold a large stock of swags, window drapes, roof, and wall overlays to hire. These are available in a selection of 35 colours. Please call our sales team for a colour swatch or visit [www.customcovers.co.uk/colour](http://www.customcovers.co.uk/colour)

For ease of fitting each swag is 3m in length, all window drapes and wall overlays are manufactured to fit 2.3m leg height.

## Ivory and White Linings

**Pleated** – We have a selection of pleated linings to fit most structures up to 15m span. Hip ends, roofs and gables on a 3m bay size are available to fit 9m, 12m and 15m structures. Walls are 3m bay size by 2.3m leg height.

**Flat** – We also have a range of flat linings available to fit 9m and 12m on a 3m bay and 12m, 15m and 20m on a 5m bay.

Please call our sales team for a price list or visit [www.customcovers.co.uk/hire\\_price](http://www.customcovers.co.uk/hire_price)

## Blackout and Starlight Linings

### Blackout Linings

Roofs, gables and walls are available in 3m & 5m bay widths to fit most structures.

#### Roofs

3m bay width roofs are available to fit 6m, 9m, 12m & 15m structures

5m bay width roofs are available to 15m, 20m, 25m & 30m structures

#### Walls

All our walls are multi height for versatility, the 3m wide walls will fit a leg from 2.3m up to 3m in height. The 5m wide walls will fit a leg from 2.4m up to 3m in height.

#### Gables

Gables are available to fit structures with both 18 and 20 degree pitches.

20 degree pitch gables are to fit 3m bay width structures from 6m, 9m, 12m up to 15m spans.

18 degree pitch gables are to fit 5m bay width structures from 15m, 20m, 25m, up to 30m spans.



**Blackout Starlight**

### Starlight Linings

We have some enormous stock of black LED starlight roofs, these are available in two bay widths, 3m and 5m.

3m widths are designed to fit 6m, 9m, 12m and 15m span structures. 5m widths are better suited to fit 12m, 15m, 20m, 25m and 30m spans.

LED Starlight's are very versatile and durable making them immensely popular with our clients. These robust starlight's come with a 2 channel system, allowing flexibility to twinkle or sequence to meet your client's expectations.

In addition to our all white bulb roofs, we have a quantity of blue/white bulb roofs to fit 9m and 12m structures on a 3m bay.

After each hire all starlight's are cleaned, checked and returned to stock in perfect working condition. A full fitting and removal service is available at an additional charge, please contact our sales team for further details.



**Flat Ivory Starlight**



**Flat Linings**

**INNOVATIVE DESIGN**  
custom made with customers in mind



**IFAI** Industrial Fabrics Association International



**Hire** linings



Custom Covers (1984) Ltd  
Quayside Road, Bitterne Manor  
Southampton SO18 1AD

Tel: +44 (0)23 8033 5744  
Fax: +44 (0)23 8022 5581

[sales@customcovers.co.uk](mailto:sales@customcovers.co.uk)  
[www.customcovers.co.uk](http://www.customcovers.co.uk)





# Linings

fitting instructions



## Instructions



Tie pulleys supplied to ridge knuckles with the long ropes put through each pulley to hang down each side **1**. Repeat this on every bay.

Clamp the lifting poles together using the shackles supplied **2**. Tie one end of the rope to the lifting pole **3**. The other end must be fed behind the eave rail **4**.

To fit wires: wrap a webbing **5** stop attached with a shackle around each corner leg at lining wall height and attach small pulleys to opposite corners of the tent **6**. Feed a wire through the pulleys with a bottlescrew and 2 clamps on each end **7**.

Make sure bottlescrew is fully opened and hook on to the shackle at opposite corners. Pull wire tight through bottlescrew then tighten clamps **8**. Close bottlescrew as tight as possible to tension the wire.

Please turn over...



To stop the wire from pulling out or bowing when you attach the roof lining, attach a shackle **9** or lining clamp in the keder track **10** to every leg and secure the wire.

Pull up the lifting poles to shoulder height, then attach the roof **11** extensions by tying the webbing straps in a bow like a shoelace.

Lift poles to above eave height, **12** then hook the linings up on the wire all the way round **13**. Tie the corners of each lining roof with the webbing straps supplied, then fasten all the velcros together. Pull the poles up as high as you can to tension the roof **14**.

To hang the walls, hook on to the main wire **15**. Window drapes attach to the velcro sewn on the edge of the roof linings. Swagged or pleated pelmets velcro on to the roof linings also **16**. On the walls there is a pocket at the bottom for the wall weight to slide in to weigh down the walls **17**.

**INNOVATIVE DESIGN**  
custom made with customers in mind



Industrial Fabrics  
Association International





**Transform it**







Revolutionise  
your space

From  
this



To  
this



*Are you taking  
full advantage of  
the space at your  
disposal?*

### Convert Your Hall

***For a relatively modest capital investment you can radically alter a mundane municipal space into a fantasy location for any party extravaganza.***

At Custom Covers we have unrivalled experience of providing linings for the event industry and are trusted by institutions such as: Aintree Grand National meeting, the Open and the tennis tournament at Queens Club, to get their classic events right. In addition to this we are proven winner, we have regularly won prizes for our linings at the annual Showman's Show.



*Are you making  
the most of your  
assets?*



You too could take advantage of Custom Covers' skills to revolutionise your space and turn it into the perfect party venue. We can transform any space from sports halls to tennis pavilions.

### How does it work?

If you wish to transform your venue, we will do a site visit to help design an installation that fits your specific requirements and provide a detailed quote.

When you buy linings from Custom Covers we will come and show you how to install the linings. A typical indoor lining will take no longer than three hours to install. And when not in use are easy to store into two or three storage boxes.

All linings supplied by Custom Covers are inherently fire retardant to British fire retardancy standards and can be machine washed.



**INNOVATIVE DESIGN**  
*custom made with customers in mind*



**IFAI** Industrial Fabrics  
Association International



**Transform it**



Custom Covers (1984) Ltd  
Quayside Road, Bitterne Manor  
Southampton SO18 1AD

Tel: +44 (0)23 8033 5744  
Fax: +44 (0)23 8022 5581

[sales@customcovers.co.uk](mailto:sales@customcovers.co.uk)  
[www.customcovers.co.uk](http://www.customcovers.co.uk)





**Tack-Off**  
linings





# The Ultimate Finish



**Tack-off is the name the event & marquee industry gives to a one time, high specification linings finish. The results are a high impact, superior quality corporate look, produced by a highly skilled team. Custom Covers tack-off will enhance any size of marquee or structure.**



**Tack-off Roof**

Tack-off linings provide the following benefits:

- Bespoke finish enables any feature to be tastefully lined.
- Clean crisp lines synonymous with modern style.
- Provides the look of a permanent finish.
- Gives the ability to provide creative finishes.

**Custom Covers has an unrivalled track record of delivering high quality tack-off to the event industry.**

Trusted by the organisers of premiere sporting events in the UK including; Aintree Grand National meeting, the Open and the tennis tournament at Queens Club. We specialise in working to *tight deadlines*. We have the manpower, the resources and the experience to get the job done and provide a high class finish to any event.



**Tack-off Roof Transition to Brick**



**Window Leg Boxes**



**Tack-off Roof and Gables**



**Pleated Leg Box Cover**



**Flat Roof**

We are able to achieve the finish required for your event by drawing on a pool of skilled and experienced labour in this traditional Hampshire craft, and by sourcing materials worldwide to create the desired effect.

**INNOVATIVE DESIGN**  
custom made with customers in mind



**Industrial Fabrics Association International**



## Tack-Off linings



Custom Covers (1984) Ltd  
Quayside Road, Bitterne Manor  
Southampton SO18 1AD

Tel: +44 (0)23 8033 5744  
Fax: +44 (0)23 8022 5581

sales@customcovers.co.uk  
www.customcovers.co.uk





**Marquee**  
Flooring



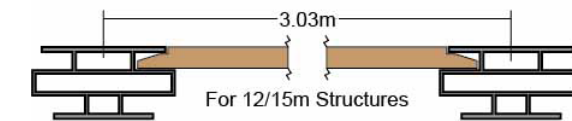
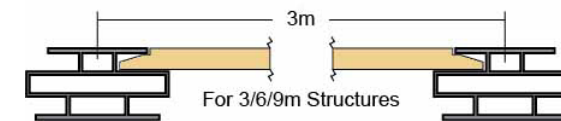



For 3/6/9m structures, place the floor into this part of the extrusion

3/6/9m

For 12/15m structures, place the floor into this part of the extrusion

12/15m



This innovative design allows a 3m centre leg to centre leg for the 3/6/9m structures, and a 3.03m for 12/15m structures. Both configurations can be used with a standard stepover baseplate.



Standard Stepover plate



Steel Sub-Frame with Floor



Sub-Frame Stepover Plate

## Marquee Flooring

*The Custom Covers reversible flooring offers a versatile, reliable and sturdy flooring surface. Our flooring system allows one extrusion and one board length to work with the full Coverspan range.*

Key Features of this floor:

- Only one floorboard length (2.95m) for full tent range
- One extrusion silhouette, varying in length depending on tent size
- Can use with standard stepover baseplates
- Versatile and light weight
- Works with our steel sub-frame floor



## Sub-Frame Flooring

Our steel sub-frame floor is designed to work with Custom Covers' revolutionary aluminium floor extrusion. The sub-frame can be used to ensure the floor is level whilst adding extra structural support to the flooring.

## Flooring Technical Specifications

Longest component :	3.06m
Floor Boards:	Pressure treated impregnated larch pine
Board size:	2.95m x 0.5m for standard boards and 2.95m x 0.6m for the infill board
Time to install:	1.5hr (9m x 21m marquee)
Number of people required:	4
Weight:	16kg per. Floorboard
Standard floor load limit:	400kg/m <sup>2</sup>

**INNOVATIVE DESIGN**  
custom made with customers in mind



Industrial Fabrics Association International

